

SimSafety lesson plan: **"Visiting the Report Centre"**

SimSafety scenario 10:

1. **_Title of activity:** Visiting the Report Centre
2. **Duration :** around 30 min.
3. **Learner profile:** 9+ years old
4. **Communication Language:** native language or English
5. **If you are participating in this activity with the support of a teacher/parent:**

Every time you log in to SimSafety, you have to remember:

- your log in details. It is advised that you make a note of your account details so that you can easily retrieve it each time you log in.
 - that school internet connection may not be able to support all SimSafety functionalities, especially if many computers have been logged in to SimSafety at the same time. If this is the case with your school lab, remember to avoid flying, teleporting and watching videos in SimSafety. These are the functionalities that consume most of the available bandwidth. Walking, talking, participating in mini-games and other SimSafety activities, on the other hand, are fine.
 - pay attention to the hints that your teacher and/or parent will be giving you before and during the activity. They will support you into understanding better what is going on and into answering your questions about scoring.
 - you may check your personal score at your profile at the following link: <http://simsafety-avatar.cti.gr/userprofile>. First, do not forget to login to the site: <http://simsafety-avatar.cti.gr/>.
 - you may check your "ranking" in relation to the performance of other players in the "Hall of Fame" in the following link: <http://simsafety-avatar.cti.gr/halloffame>. First, do not forget to login to the site: <http://simsafety-avatar.cti.gr/>.
6. **If you are participating in this activity from home:**
 - Ask your parents to escort you while you will be in SimSafety. They might find this a good opportunity to spend time with you and find out more about Internet Safety Issues themselves!
 - Ask your friends to join you in mini-games and other activities. It would be much easier if you and your friends have had some experience playing the mini-games in classroom.
 - Ask other avatars from other countries to join you in some of the SimSafety activities (e.g. visit together the Info Centre, compete in answering the quizzes, report bullying together, report lost items in the Lost and Found centre etc).

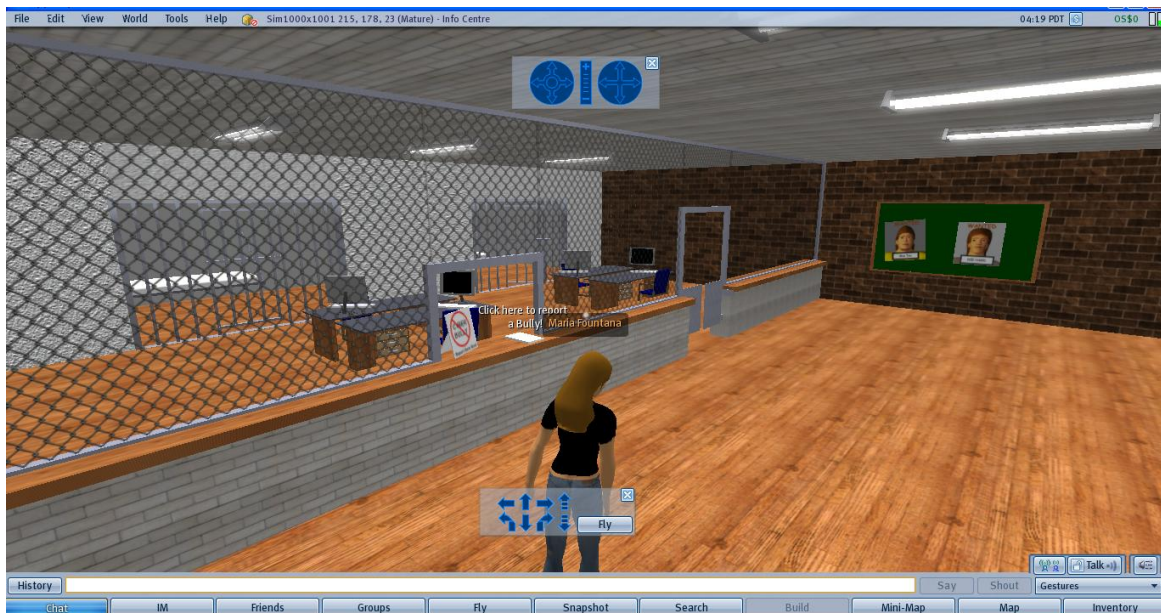
7. **Activity Description and Scoring criteria:**

- In order to "report" that you have been bullied, you need to visit the "Bully Reporting Department" of the report centre.




Picture 1: Visit the "Bully Reporting Department" department

- To report a buller click on the book on the top of the counter as shown in the picture below:



Picture 2: Click on the book on the counter to "report" that you have been bullied

- Select to report the proper buller when asked in the counter who you would like to report, as shown in the following picture:



Picture 3: Select who you would like to report.

- Mind who you choose to report. The system can track who you have been bullied by... **Proper bullying report awards twenty (+20 points).**
- Alternatively, in the report Centre you can report a Lost Item that you have found in SimSafety. This time, enter the "Lost and Found" Department of the Report Centre:



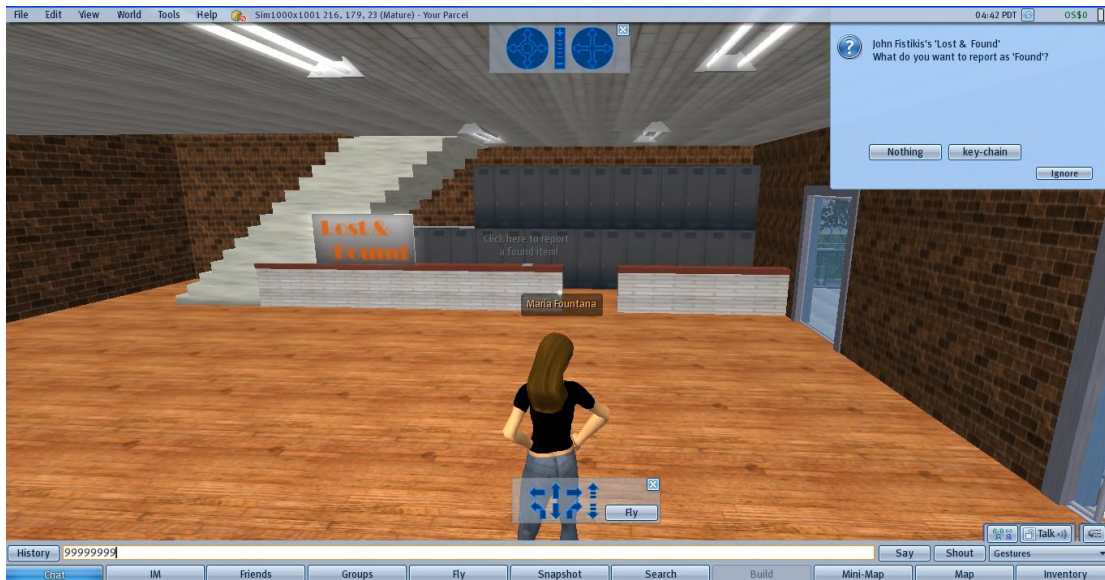
Picture 4: Visit the "Lost and Found" department

- To report a lost item click on the book on the top of the counter as shown in the picture below:



Picture 5: Click on the book on the counter to "report" a lost item

- In order to report a lost and found item, you must have it with you (it is in your inventory) when you visit the lost and found department. Select to report the proper item when asked in the counter which item you would like to report, as shown in the following picture:



Picture 6: Select which item you would like to report.

- When reporting the lost item in the "Lost and Found" section in the report centre, you are being awarded twenty extra points (+20 points).

1. Extra school work / extra tasks: **Extra school work / extra tasks:** This task is to be discussed in the classroom at the end of the session. Say what happened, make a connection to what can happen on the Internet.